




IRT-10 Security Pin Removal Tool



Note the cut-out fits over the Security Pin head.



Place the tool on top of Barrier Box and slide it forward so that it covers the head of the Security Pin within the top of the Barrier Box.

Make sure the Security Pin is fully engaged such that the tool's nose is flush with the wall of the Barrier Box.

